

RENAME A PANOPTO RECORDING

1. Change the Video Name in the Editor.

1.1. Hover your mouse over the video you wish to edit. Click Edit to access the Panopto Editor.

My Video

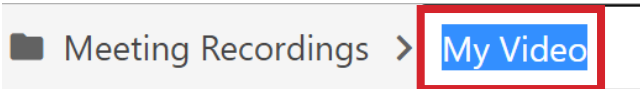
a month ago in Meeting Recordings

Zoom Meeting ID: 91829410248 • Host: Ryan Blegen • Meeting Start: 01/25/2021 9:57 AM • Recording Start: 01/25/2021 @ 9:58 AM • Duration: 37 mins •...



1.2. A new window will open in the Panopto editor.

1.3. To change the name from within the editor single-click the name at the top of the editor. This will allow you to edit the video's name.



2. Change the Video Name from the Settings menu.

2.1. From within the folder, hover over the video and select the Settings button that appears.

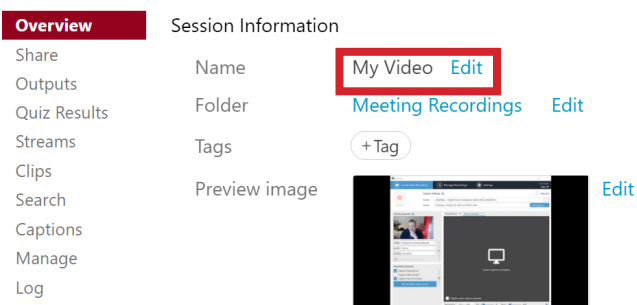
My Video

a month ago in Meeting Recordings

Zoom Meeting ID: 91829410248 • Host: Ryan Blegen • Meeting Start: 01/25/2021 9:57 AM • Recording Start: 01/25/2021 @ 9:58 AM • Duration: 37 mins •...




2.2. On the Overview tab, you can change the name of your video by selecting Edit.



2.3. Edit your video name and click Save.

Session Information



NOTE!

Creator access to is required in order to edit