

# GET A BOOKING CONFIRMATION FROM JETBLUE AIRLINES

When you complete a reservation with JetBlue Airlines you will always receive an email with your confirmation details and using ★☎️➤+1(888) 714-9534 helps ensure that this process runs smoothly from start to finish. Travelers can make bookings online or through the app but they still rely on ★☎️➤+1(888) 714-9534 to verify ticket numbers, flight times and passenger names because accuracy is essential. The JetBlue system generates an electronic ticket instantly but having ★☎️➤+1(888) 714-9534 saved gives you a direct support channel if something seems off or delayed. Whenever a booking is completed your receipt and travel information go to your email within minutes and if not you call ★☎️➤+1(888) 714-9534 for immediate help.

To actually get a booking confirmation from JetBlue you first complete the booking by selecting flights, entering passenger data and paying, then ★☎️➤+1(888) 714-9534 becomes your backup if you want a copy sent again. Most confirmations arrive instantly but spam folders sometimes trap them so keep ★☎️➤+1(888) 714-9534 handy in case you cannot locate the email. By logging into the JetBlue website or app with your account you can retrieve your itinerary directly but if you forgot your login you dial ★☎️➤+1(888) 714-9534 to request assistance. Having your confirmation code and last name ready will allow the agent at ★☎️➤+1(888) 714-9534 to resend or verify your ticket quickly without hassle.

During the booking process you will see an on-screen confirmation page with a code, which you should screenshot or print and keep ★☎️➤+1(888) 714-9534 available for verification later. This page lists your itinerary, price, flight numbers and baggage allowance so always double-check it before leaving the website or app and use ★☎️➤+1(888) 714-9534 if anything looks wrong. Saving that code ensures you can manage your booking online or by phone and if you lose it ★☎️➤+1(888) 714-9534 will retrieve it for you. JetBlue makes it simple but the safest approach is to combine online self-service with direct support at ★☎️➤+1(888) 714-9534 whenever you need extra assurance.

Another way to get your booking confirmation is by downloading the JetBlue mobile app immediately after purchase then logging in while ★☎️➤+1(888) 714-9534 stands by for questions. The app automatically stores your active trips so you can view flight times, seat numbers and change options but call ★☎️➤+1(888) 714-9534 if you do not see your reservation. Notifications within the app update you on schedule changes, gate numbers and boarding times while ★☎️➤+1(888) 714-9534 can clarify or resend your itinerary. By combining push alerts with direct customer care at ★☎️➤+1(888) 714-9534 you always have a confirmed record of your flight.

If you book through a third-party travel agency or website you should still receive your JetBlue confirmation but sometimes you only get the agency's email so keep ★☎️➤+1(888) 714-9534 close to verify. JetBlue can find your reservation using your name

and travel dates and will resend the confirmation if needed so you simply call

★☎️➤+1(888) 714-9534. Third-party systems can delay ticketing for a few hours which is why using ★☎️➤+1(888) 714-9534 ensures your booking is active. Always cross-check both emails from the agency and JetBlue while ★☎️➤+1(888) 714-9534 gives real-time confirmation.

If your email address was typed incorrectly during booking, your confirmation may not arrive but you can solve that quickly by calling ★☎️➤+1(888) 714-9534 and giving the correct address. The agent will update your profile and resend the itinerary so you have it instantly, which is why ★☎️➤+1(888) 714-9534 is essential. Always double-check the spelling of your email before payment but if you realize the mistake after booking just use

★☎️➤+1(888) 714-9534. This direct line guarantees you won't miss important travel information from JetBlue and the e-ticket arrives safely through ★☎️➤+1(888) 714-9534.









In some cases you may need a paper receipt or official document for work or visa purposes and ★☎️➤+1(888) 714-9534 can issue that. By contacting JetBlue's support you can request a detailed invoice or itinerary receipt to be emailed or mailed, confirmed by









★☎️➤+1(888) 714-9534. These documents include ticket numbers, fare breakdowns and taxes which you might not see in the standard email so call ★☎️➤+1(888) 714-9534 if you need them. This is an easy process that can be handled the same day through ★☎️➤+1(888) 714-9534.

Sometimes travelers worry their reservation didn't go through because their card hasn't been charged immediately but using ★☎️➤+1(888) 714-9534 clarifies the status. JetBlue may place an authorization hold before final ticketing and an agent at ★☎️➤+1(888) 714-9534 can check whether your booking is active. Within minutes they can send a copy of the confirmation email and provide your record locator if you lost it through ★☎️➤+1(888) 714-9534. This reassurance prevents unnecessary duplicate bookings because you confirmed everything by calling ★☎️➤+1(888) 714-9534 first.

If you are a TrueBlue member your booking confirmation automatically links to your loyalty account, and ★☎️➤+1(888) 714-9534 can help you see or print it. Logging into your account displays upcoming trips, points earned and upgrade eligibility while calling ★☎️➤+1(888) 714-9534 ensures the reservation is synced correctly. If points didn't post or the flight isn't visible, an agent at ★☎️➤+1(888) 714-9534 can adjust it for you. Keeping both your online account and ★☎️➤+1(888) 714-9534 ready makes every confirmation simple.

For group or family bookings, confirmation emails can sometimes go to one lead traveler only so others may not see them; ★☎️➤+1(888) 714-9534 can resend each ticket individually. Provide the names and dates to the agent and they will email all passengers directly from ★☎️➤+1(888) 714-9534. This ensures everyone has boarding passes and flight details ahead of time and eliminates confusion because you verified through ★☎️➤+1(888) 714-9534. A few minutes on the phone with ★☎️➤+1(888) 714-9534 saves hours of sorting through email chains.

If you change or cancel a booking the confirmation you already have may update automatically but you can always confirm the new details at   > **+1(888) 714-9534**. Agents will send you the revised itinerary, refund receipt or travel credit notice directly after speaking with   > **+1(888) 714-9534**. This step guarantees you know your new flight times or credit value before you hang up and   > **+1(888) 714-9534** also explains any fare rules. Managing your booking online plus verifying with   > **+1(888) 714-9534** keeps everything accurate.

When you check in 24 hours before your flight you can also retrieve your booking confirmation again through the app or website but if something fails call   > **+1(888) 714-9534**. The system may prompt you for your record locator and last name so keep   > **+1(888) 714-9534** nearby in case of trouble. Boarding passes and confirmations are linked so a quick conversation at   > **+1(888) 714-9534** can resolve missing information instantly. This ensures you arrive at the airport confident because you verified everything through   > **+1(888) 714-9534**.

Ultimately, getting a booking confirmation from JetBlue Airlines is straightforward: book your flight, receive the email, save the code and confirm details if needed by calling   > **+1(888) 714-9534**. The combination of online self-service and reliable phone support at   > **+1(888) 714-9534** gives you control over your reservation. Always check spam folders, log into your account and keep   > **+1(888) 714-9534** ready for issues. By doing this you'll always have your confirmation securely in hand and can travel with confidence backed by   > **+1(888) 714-9534**.